








INDUSTRIAL BALL VALVES

CONSTRUCTION	<ul style="list-style-type: none"> • CA360 Brass • CA377 Brass 	
	APPLICATIONS <ul style="list-style-type: none"> • Fuel Tank Shut-Off • Coolant Stop • Diverter Valves • Hydraulic or Pneumatic 	
RANGES	• Maximum Pressure 600 PSI	
	• Temperature to 300° F	
	• Saturated Steam 150 PSI	

FEATURES/BENEFITS
<ul style="list-style-type: none"> • Forged Brass Body • Double O-Ring Stem Seal • Stem Seal Never Needs Tightening • 20,000 Leak Free Cycles • Blow Out Proof Stem • Made in USA 

NOTES

- Parts that include “PBF” are supplied as low lead compliant.
- Part numbers without the “PBF” distinction are NOT lead free complaint.
- Non-stock items and special parts are available on a quotation basis.
- Configurations and dimensions are subject to change without notice.



MADE IN USA

160BV MALE TO FEMALE BALL VALVE

PART NUMBER	MPT	FPT
160BV-L	3/8"	3/8"
160BV-P	1/2"	1/2"
160BV-R	3/4"	3/4"
160BV-S	1"	1"



120BV 3-WAY FEMALE BALL VALVE

PART NUMBER	FPT	CV
120BV-L	1/4"	5.2
120BV-N	3/8"	5.5
120BV-P	1/2"	5.5




Pressure Rating:

***Bottom Port as Inlet: 500 P.S.I.**

***Side Port as Inlet: 100 P.S.I.**

162BV FEMALE BALL VALVE

PART NUMBER	FPT
162BV-L	3/8"
162BV-P	1/2"
162BV-R	3/4"
162BV-S	1"



190BV 2-WAY 90° BALL VALVE

PART NUMBER	FPT	MPT	CV
190BV-L	1/4"	1/4"	5.2
190BV-N	3/8"	3/8"	5.5
190BV-P	1/2"	1/2"	5.5



Pressure Rating:

***Bottom Port as Inlet: 600 P.S.I.**

***Side Port as Inlet: 100 P.S.I.**